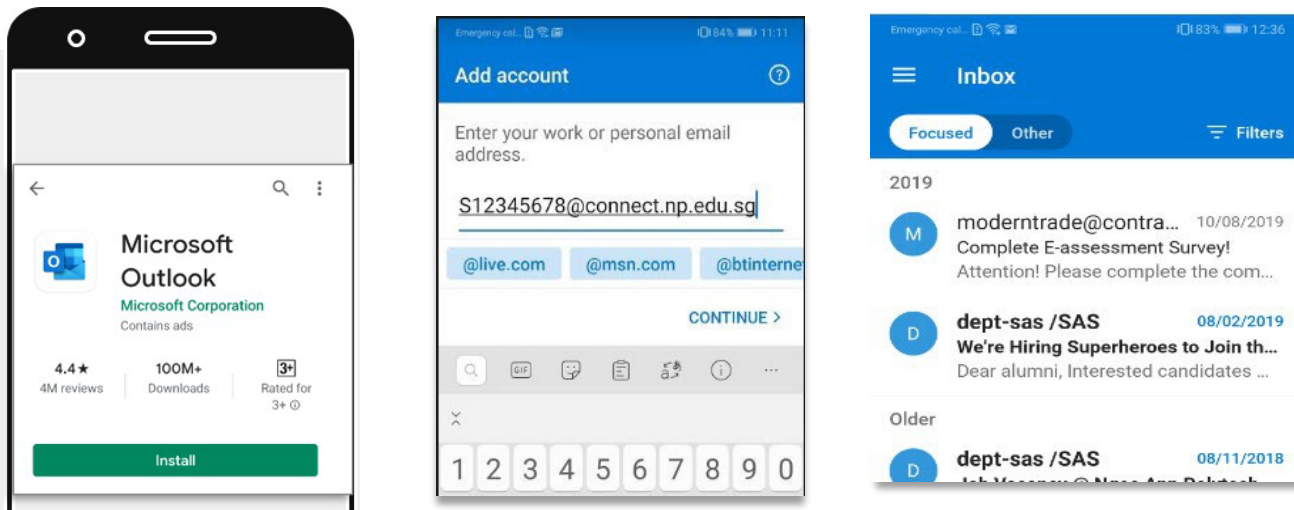


# 1. Access via Mobile

## Install Microsoft Outlook from App Store or Play Store



### Login Details

**Email address:** s + student ID (no alphabet behind) + @connect.np.edu.sg

**Example:** s12345678@connect.np.edu.sg

**Password:** Same with your NPAL login

Forget your password? You can reset at:

<https://www1.np.edu.sg/npnet/StuPwdMgt/Pages/Public/selfservicereset.aspx/pwdforget.aspx>

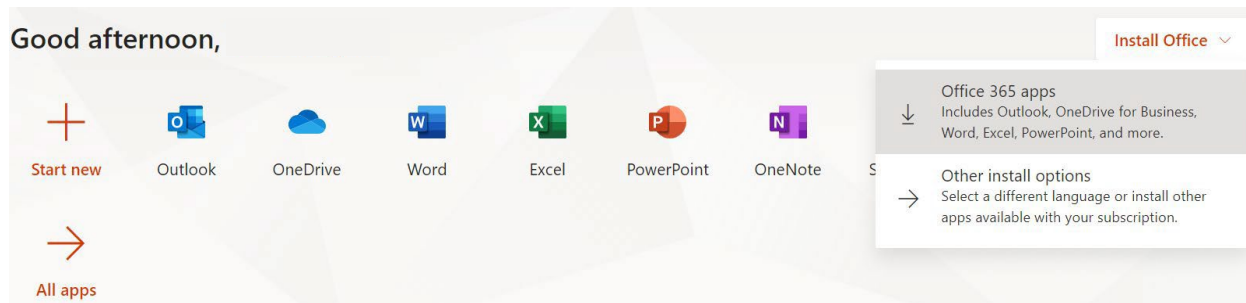
Recovery through your personal email registered with NPAl

# 2. Access via Computer/Laptop

## Install Outlook App on your computer via <https://portal.office.com>

Login details same as above.

Click on install office -> Office 365 apps



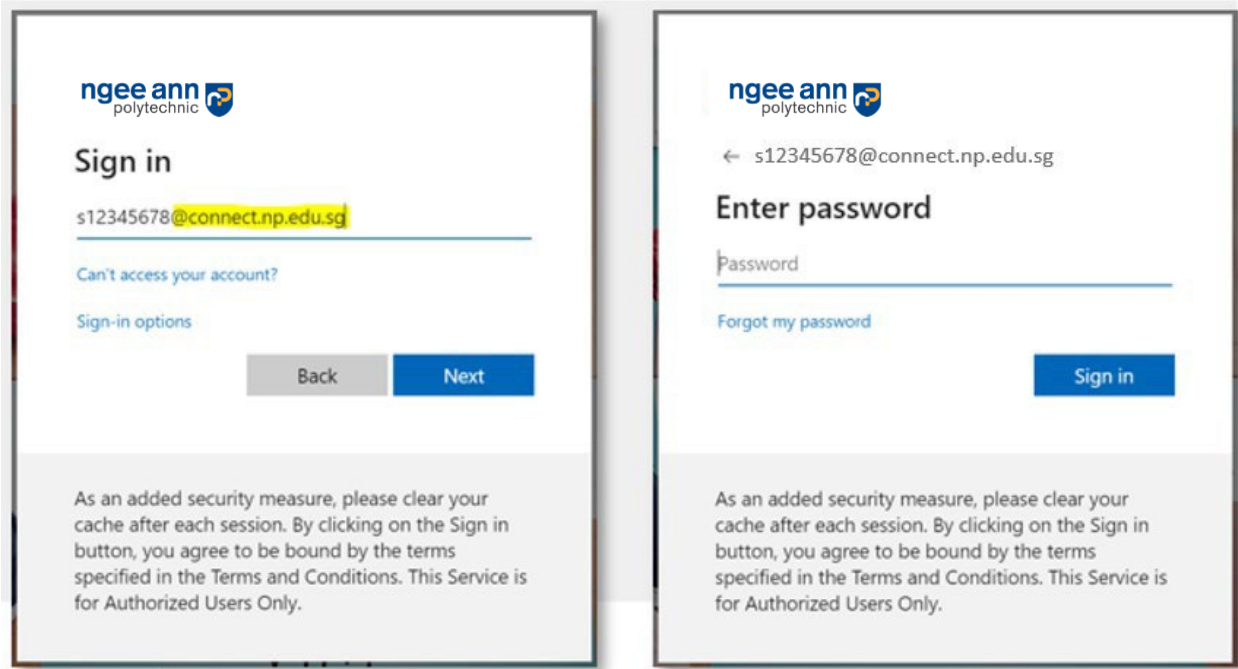
A file will download (.exe file). Launch the file and follow instructions on screen to complete installation. This may take up to 30 minutes if you download the full suite of Microsoft Office apps.

If you face any issues, email [Dora.ITCare@connect.np.edu.sg](mailto:Dora.ITCare@connect.np.edu.sg) with your student number, full name, course of study, full screenshots, error message (if any) and your enquiries.

### 3. Other Access Methods

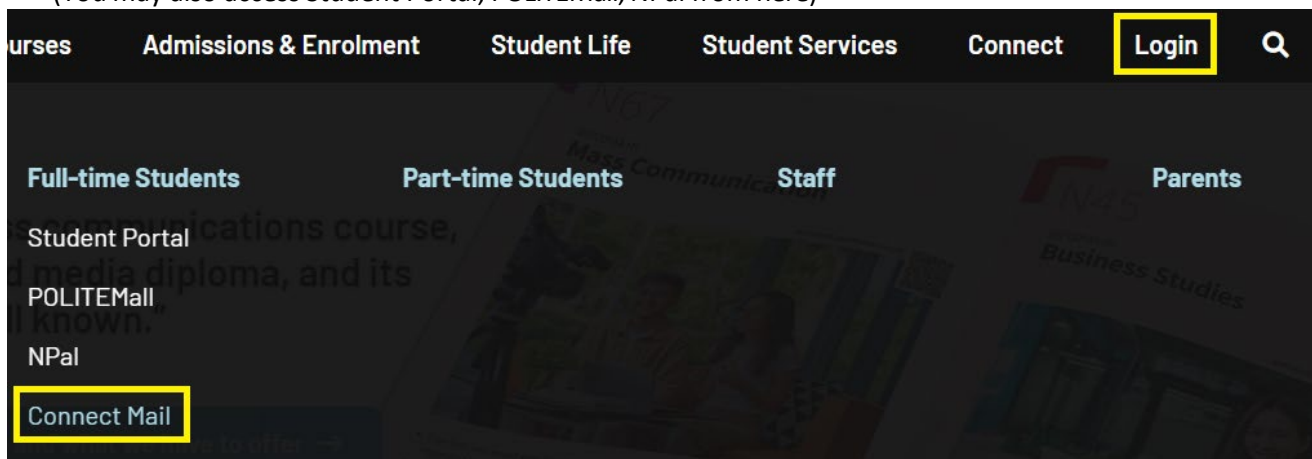
Via Weblink: <https://outlook.office365.com/>

Login details same as above.



Via NP Website: <https://www.np.edu.sg/>

At the top navigation banner -> Login -> **Connect Mail**  
(You may also access Student Portal, POLITEMall, NPai from here)



**Do note that your NP Student Email is the only channel that NP will use to communicate with you.  
Check your email daily to stay connected!**